



# QurtaTour 2023

**All you need to browse the site.**



## Introduction

The dirhams in all the citizen clothe the men with prestige and beauty,  
It is the tongue for those who want eloquence,  
and it is the weapon for those who want to fight.

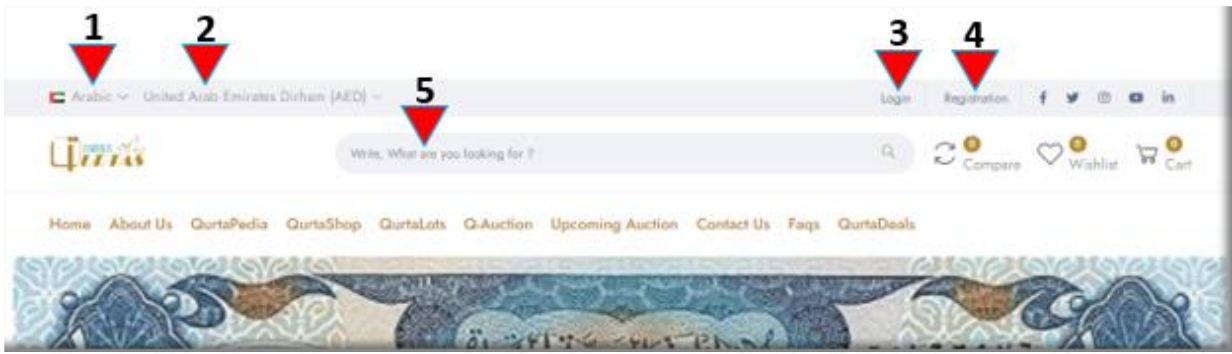
It is a hobby with a thousand hobbies, and it is, as one expert describes it, "the hobby of kings and the queen of hobbies." It provides those who practice it with culture, knowledge, pleasure, arts, geography, history, and foreign languages. Traditions and an inexhaustible ocean of information

An excerpted article (translated) published in Al-Ittihad newspaper, UAE, on 05/28/2010

We offer in your hands the harvest and experiences of years ago, we seek to be a source and reference for bilingual banknotes to benefit and benefit those for whom this hobby was a passion.

Qurtas website won three awards as the best project in the Emirates Challenge competition organized by the Higher Colleges of Technology in Abu Dhabi in 2008 under the auspices of His Excellency Sheikh Nahyan bin Mubarak Al Nahyan, Minister of Higher Education and Scientific Research at that time.





1	To switch between available browsing languages
2	To switch between available payment currencies
3	<p>To log in to the site</p> <div style="display: flex; justify-content: space-between; align-items: center;"> <div style="width: 45%; padding: 10px;"> <p>Enter your email address</p> <p>Or click <b>Use Member Id instead.</b></p> <p>to use the Member ID</p> </div> <div style="width: 45%; border: 1px solid #ccc; padding: 10px;"> <div style="text-align: center;"><b>Login to your account.</b></div> <div style="margin-bottom: 10px;"> <input type="text" value="Email"/> <span style="float: right; font-size: small;">Use Member ID Instead</span> </div> <div style="margin-bottom: 10px;"> <input type="password" value="Password"/> <span style="float: right; font-size: small;">🔒</span> </div> <div style="display: flex; justify-content: space-between; font-size: small;"> <input type="checkbox"/> Remember Me         <input type="text" value="Forgot password?"/> </div> <div style="text-align: center; margin: 10px 0;"> <input type="button" value="Login"/> </div> <div style="text-align: center; font-size: small;">             Dont have an account?  <a href="#">Register Now</a> </div> </div> </div> <p style="margin-top: 20px;">- In case you forgot the password, you can retrieve it by clicking on <b>Forgot Password?</b></p> <p>- If you are not registered, you can create a new account by clicking on <b>Don't have an account? Register now.</b></p>
4	<p>To register on the site</p> <div style="display: flex; justify-content: space-between; align-items: center;"> <div style="width: 45%; padding: 10px;"> <p>Enter your name</p> <p>Enter your email address</p> <p>Enter your 12-digit phone number</p> <p style="text-align: center; font-size: small;">Example 971506543210</p> <p>Set your own password</p> <p>Confirm the password</p> </div> <div style="width: 45%; border: 1px solid #ccc; padding: 10px;"> <div style="text-align: center;"><b>Create an account.</b></div> <div style="margin-bottom: 10px;"> <input type="text" value="Full Name"/> </div> <div style="margin-bottom: 10px;"> <input type="text" value="Email"/> </div> <div style="margin-bottom: 10px;"> <input type="text" value="Phone Number"/> </div> <div style="margin-bottom: 10px;"> <input type="password" value="Password"/> </div> <div style="margin-bottom: 10px;"> <input type="password" value="Confirm Password"/> </div> <div style="margin-bottom: 10px;"> <input type="checkbox"/> I'm not a robot  </div> <div style="margin-bottom: 10px;"> <input type="checkbox"/> By signing up you agree to our terms and conditions.         </div> <div style="text-align: center; margin: 10px 0;"> <input type="button" value="Create Account"/> </div> <div style="text-align: center; font-size: small;">             Already have an account?  <a href="#">Log In</a> </div> </div> </div>

	<ul style="list-style-type: none"><li>- You will receive a message on your registered email to activate your account.</li><li>- The account will be canceled if it is not activated after 48 hours.</li><li>- You will receive the member ID within 24 hours of activating your account.</li><li>- If you do not receive the member ID, contact us.</li></ul>
5	Site search engine, you can enter a word to search in the site.



Asia

United Arab Emirates

Submit

1	To search for a continent or category
2	To search for the country Notes when searching for the country in English: - For facilitating the search, we stripped the country from the description and wrote it at the end of the name. Example: (North Macedonia) Macedonia – North
3	To start viewing according to the previous choices

4	The official flag of the country
5	The political name of the country
6	Pick Id is the international banknote code as referenced by the <b>Standard catalog of World Paper Money</b>
7	The denomination assigned on the banknote
8	The name of the monetary unit on the banknote
9	Front side Image of the banknote (click on it to view full screen)
10	Back side Image of the banknote (click on it to view full screen)
11	Year release of the banknote
12	Describing the availability of the banknote offer on the QurtaShop page. ✗ Indicates that the banknote is not available in the QurtaShop page. ✓ Indicates that the banknote is available in the QurtaShop page.
13	The banknote details will be displayed when click on the icon <b>i</b>

Below the banknotes table follows other country-specific information:

Capital ,Currency Name ,Currency Code ,Currency Breaks ,President Name ,Role From , National Day ,Issuer Website ,Official Website, Country Abbreviation Code , Anthem

Also, you can find out information with pictures:

Emblem, Flag, President, Map


1	To search for a continent or category
2	To search for the country Notes when searching for the country in English: - For facilitating the search, we stripped the country from the description and wrote it at the end of the name. Example: (North Macedonia) Macedonia – North
3	To start viewing according to the previous choices

Also, you can choose the filtering type as you wish, then press **Search**.

To cancel the filter, press **Clear**.

**Filter by Title**    **By Denomination**    **By Year**    **By Conditions**    **By Price**    **Clear**  
                            **Search**

Components of the banknote display in QurtaShop::

	<p><b>Title</b> Five-in-A Row It is a currency title to indicate the existence of Five consecutive digits in the serial number</p> <p><b>Flag &amp; Country Name</b></p> <p><b>Pick Id &amp; Year Release</b></p> <p><b>Denomination &amp; Banknote Unit</b></p> <p><b>Banknote Serial Number</b></p> <p><b>Banknote Condition</b></p> <p><b>Banknote Efficiency</b></p> <p><b>Selling Price</b></p>
---	--

Here we prepare a selection of banknotes for you at a competitive price

We recommend that you to view QurtaLots before ordering from the QurtaShop

**QurtaLots** Home / "QurtaLots"

---

World Banknotes Lots (2nd)

QurtaShop Total Price ~~AED 32.99~~      Lots Price **AED 31.67**      [Add to cart](#)

When you click on the group name, you will be able to see a list of banknotes available within that group.

World Banknotes Lots (2nd)

QurtaShop Total Price ~~AED 32.99~~      Lots Price **AED 31.67**      [Add to cart](#)

Pick ID	Country	Year	Conditions	QurtaShop Price (AED)	Front Face	Details
94a	Indonesia	1964	68/70 [Q 97%] UNC	AED 3.67		<a href="#">Details</a> 27 left
27b	Laos	1979	67/70 [Q 96%] UNC	AED 4.59		<a href="#">Details</a> 21 left

Filter by Country By Year By Conditions By Price Sort By Left Time

You can choose the filtering type as you wish, then press **Search**.

To cancel the filter, press **Clear**.






Components of the banknote display in Qurtas-Auction:

	<p><b>Title</b> Regular Issue It is a currency title to indicate the existence of printed for Regular Issue purposes.</p> <p><b>Flag &amp; Country Name</b> <b>Pick Id &amp; Year Release</b> <b>Denomination &amp; Banknote Unit</b> <b>Banknote Serial Number</b> <b>Banknote Condition</b> <b>Banknote Efficiency</b></p> <p><b>Current Bid &amp; Details</b> The countdown to the end of banknote bidding <b>Number of Bids - Click to bid</b></p>
--	--

Banknote bid details page

<p><input type="button" value="Close"/></p> <p> United Arab Emirates <b>Regular Issue</b></p> <p><b>LIVE AUCTION</b> Last day : 22/06/2023 23:59:00 pm</p> <p><b>01 : 16 : 47 : 44</b> DAYS HRS MINS SECS</p> <p>Minimum bidding : AED 20.00 <input type="button" value="Add your bid"/> <input type="button" value="Click to BID"/></p> <p><b>Current Bid is : AED 70.00</b></p> <table border="1"> <tr><td>Serial</td><td>1234</td></tr> <tr><td>Condition</td><td>70/70 [Q 100%] UNC</td></tr> <tr><td>Efficiency</td><td></td></tr> <tr><td>Order Id</td><td>ARE-0001-1234</td></tr> <tr><td>Follow This Auction</td><td><input type="button" value="Follow"/></td></tr> </table>	Serial	1234	Condition	70/70 [Q 100%] UNC	Efficiency		Order Id	ARE-0001-1234	Follow This Auction	<input type="button" value="Follow"/>	<p>To close the page <b>Flag &amp; country Name</b> <b>Title</b></p> <p>The countdown to the end of banknote bidding</p> <p>Minimum bidding can be added. Example: The current bid price is AED 70.00 When bidding, a minimum of AED 20.00 must be added. The accepted bid is AED 90.00 or more.</p> <p><b>Banknote Information</b> You can also track this bid and add it to your personal page by clicking on <b>Follow</b></p>
Serial	1234										
Condition	70/70 [Q 100%] UNC										
Efficiency											
Order Id	ARE-0001-1234										
Follow This Auction	<input type="button" value="Follow"/>										

At the bottom of the details page, you can read the following:

Share:     

Related Auction Products

Description    QurtaPedia Details    **Bidding History**

Bidding Date/Time	Member ID	Bidding Price
21/06/2023 06:41:36 am	971222	AED 70.00

You can see the progress of the bidding on the Bidding History tab (logged in Required)

In addition, an e-mail will be sent for the progress of the auction on the banknote that you bid on.

**Important note:**

In the last two minutes of the Qurtas Auction, the following scenario will occur:

1. If no one bids in the last two minutes, the time decreases normally until the end of bidding.
2. If someone else bids in the last 2 minutes, 5 minutes will be automatically added to the auction on the respective fiat banknote. So that others can bid. And it repeats until the time runs out.

Filter by Country      By Year      By Conditions      By Price      Clear      Sort By Left Time

Filter by Country      From      To      Filter by Conditions      From      To      Search      ↓      ↑

You can choose the filtering type as you wish, then press **Search**.

To cancel the filter, press **Clear**.






Components of the banknote display in Upcoming Auction:

	<p>Title</p> <p>Regular Issue It is a currency title to indicate the existence of printed for Regular Issue purposes.</p> <p>Flag &amp; Country Name Pick Id &amp; Year Release Denomination &amp; Banknote Unit Banknote Serial Number Banknote Condition Banknote Efficiency</p> <p>The countdown to display on Qurtas-Auction</p> <p>Click for Details</p>
--	---

Banknote bid details page

<p>Close</p> <p>United Arab Emirates <b>Regular Issue</b></p> <p>Upcoming Auction After</p> <p>02 : 11 : 54 : 47 DAYS      HRS      MINS      SECS</p> <p>Starting Bid: AED 49.99</p> <p>REMEMBER YOU HAVE TO LOGIN TO BID</p> <table border="1"> <tr> <td>Serial</td> <td>1234</td> </tr> <tr> <td>Condition ⓘ</td> <td>70/70 [Q 100%] UNC</td> </tr> <tr> <td>Efficiency ⓘ</td> <td></td> </tr> <tr> <td>Order Id</td> <td>ARE-0001-1234</td> </tr> </table>	Serial	1234	Condition ⓘ	70/70 [Q 100%] UNC	Efficiency ⓘ		Order Id	ARE-0001-1234	<p>To close the page Flag &amp; country Name Title</p> <p>The countdown to display on Qurtas-Auction</p> <p>Starting bid price</p> <p>Banknote Information</p>
Serial	1234								
Condition ⓘ	70/70 [Q 100%] UNC								
Efficiency ⓘ									
Order Id	ARE-0001-1234								

At the bottom of the details page, you can read the following:

Share:     

Related Upcomming Auction Products

Description QurtaPedia Details


Pick ID	1a
Denomination	1



Filter by Title

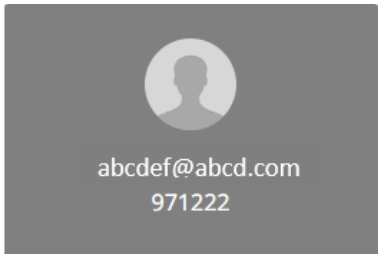
You can filter by title hen press **Filter**. To cancel the filter, press **Clear**.

Components of QurtaDeals :

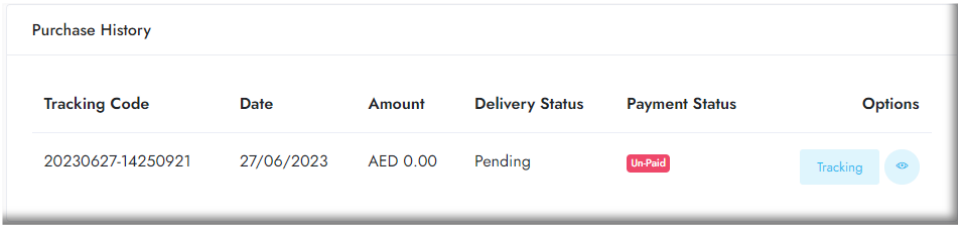
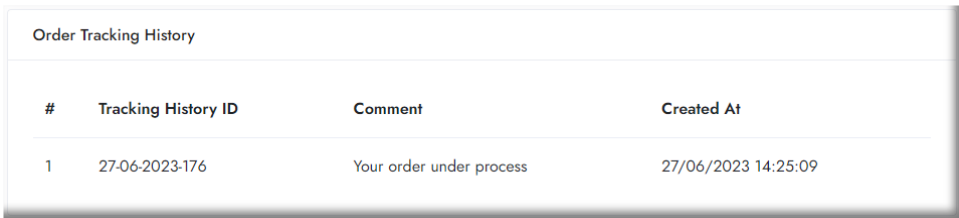

<div style="border: 1px solid #ccc; padding: 10px; text-align: center;"> <p><b>Camera</b></p>  <p>AGFA Billy 120 Film Camera Agnar 1:6.3 / 105</p> <p>Made in Japan</p> <p>Year Unknown (~ 1950s)</p> <p>Good Condition - Not working.</p> <p>AED 199.75</p> <p><input type="button" value="Add to cart"/> <input type="button" value="Details"/></p> </div>	<p>Title</p>  <p>Product Name</p> <p>Manufacture Country</p> <p>Manufacture Year</p> <p>Product Condition</p> <p>Selling Price</p> <p>Add to Cart - Details</p>
---	---

<p>Enter your email address</p> <p>Or click <b>Use Member Id instead.</b></p> <p>to use the Member ID</p>	<div style="border: 1px solid #ccc; padding: 10px; width: 100%;"> <p style="text-align: center;"><b>Login to your account.</b></p> <div style="display: flex; justify-content: space-between; align-items: flex-start;"> <div style="width: 80%;"> <input type="text" value="Email"/> </div> <div style="width: 15%; text-align: right; font-size: small;"> <a href="#">Use Member ID Instead</a> </div> </div> <div style="display: flex; justify-content: space-between; align-items: flex-start; margin-top: 10px;"> <div style="width: 80%;"> <input type="password" value="Password"/> </div> <div style="width: 15%; text-align: right; font-size: small;"> <span>🗕</span> </div> </div> <div style="display: flex; justify-content: space-between; align-items: center; margin-top: 10px;"> <input type="checkbox"/> Remember Me             <span style="font-size: small;">Forgot password?</span> </div> <div style="text-align: center; margin-top: 10px;"> <div style="background-color: #8B4513; color: white; padding: 5px 20px; display: inline-block; border-radius: 3px;">Login</div> </div> <div style="text-align: center; margin-top: 20px; font-size: small;"> <p>Dont have an account? <a href="#">Register Now</a></p> </div> </div>
---	---

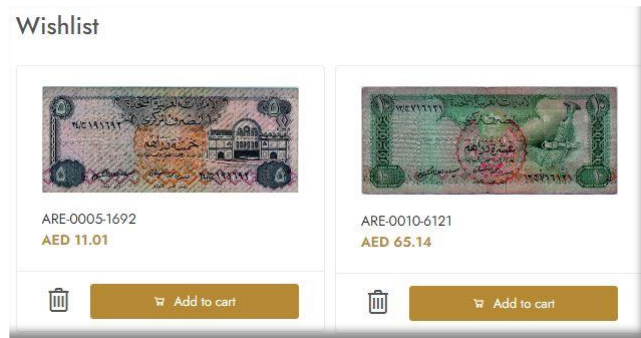
Upon completing the registration, the dashboard will open on **My Personal page**

<p style="text-align: center;"><u>Membership card contents</u></p> <div style="text-align: center; margin: 10px 0;">  <p>Membership Card</p> <p style="font-size: small;">The color of the card indicates the type of membership.</p> </div> <div style="text-align: center; margin: 10px 0;"> <p>Your display image.</p> <p style="font-size: small;">(You can be change it through Manage Profile)</p> </div> <div style="text-align: center; margin: 10px 0;"> <p>Your e-mail</p> <p style="font-size: small;">(You can be change it through Manage Profile)</p> </div> <div style="text-align: center; margin: 10px 0;"> <p>Member ID</p> <p style="font-size: small;">To be assigned after account activation, <b>Cannot be changed.</b></p> </div>	<p style="text-align: center;"><u>My Personal Page contents</u></p> <ol style="list-style-type: none"> <li style="margin-bottom: 10px;">1 <span style="color: red;">▶</span>  Dashboard</li> <li style="margin-bottom: 10px;">2 <span style="color: red;">▶</span>  Purchase History</li> <li style="margin-bottom: 10px;">3 <span style="color: red;">▶</span>  Wishlist</li> <li style="margin-bottom: 10px;">4 <span style="color: red;">▶</span>  Compare</li> <li style="margin-bottom: 10px;">5 <span style="color: red;">▶</span>  Shares</li> <li style="margin-bottom: 10px;">6 <span style="color: red;">▶</span>  Auctions <span style="float: right;">&gt;</span></li> <li style="margin-bottom: 10px;">7 <span style="color: red;">▶</span>  Coupon &amp; Q-Point <span style="float: right;">&gt;</span></li> <li style="margin-bottom: 10px;">8 <span style="color: red;">▶</span>  Support &amp; Assistance</li> <li style="margin-bottom: 10px;">9 <span style="color: red;">▶</span>  My Banknotes Album</li> <li style="margin-bottom: 10px;">10 <span style="color: red;">▶</span>  Manage Profile</li> </ol>
--	---

## Components of My Personal Details:

1	<h3>Dashboard</h3> <ul style="list-style-type: none"><li>▪ The dashboard quick access:</li><li>▪ The number of products in the shopping cart.</li><li>▪ The number of products saved in the Wishlist.</li><li>▪ The number of orders you have made.</li><li>▪ Shipping and mailing addresses.</li><li>▪ The number of coupons available.</li><li>▪ The number of Reward Q-Points available.</li><li>▪ The number of Deposit Q-Points available.</li></ul>																				
2	<h3>Purchase history</h3>  <table border="1"><thead><tr><th>Tracking Code</th><th>Date</th><th>Amount</th><th>Delivery Status</th><th>Payment Status</th><th>Options</th></tr></thead><tbody><tr><td>20230627-14250921</td><td>27/06/2023</td><td>AED 0.00</td><td>Pending</td><td>UnPaid</td><td>Tracking </td></tr></tbody></table> <p>You will be able to preview:</p> <ul style="list-style-type: none"><li>▪ Tracking Code</li><li>▪ Purchase Date</li><li>▪ Amount Paid</li><li>▪ Delivery Status</li><li>▪ Payment Status</li><li>▪ Options</li></ul>  <table border="1"><thead><tr><th>#</th><th>Tracking History ID</th><th>Comment</th><th>Created At</th></tr></thead><tbody><tr><td>1</td><td>27-06-2023-176</td><td>Your order under process</td><td>27/06/2023 14:25:09</td></tr></tbody></table>	Tracking Code	Date	Amount	Delivery Status	Payment Status	Options	20230627-14250921	27/06/2023	AED 0.00	Pending	UnPaid	Tracking	#	Tracking History ID	Comment	Created At	1	27-06-2023-176	Your order under process	27/06/2023 14:25:09
Tracking Code	Date	Amount	Delivery Status	Payment Status	Options																
20230627-14250921	27/06/2023	AED 0.00	Pending	UnPaid	Tracking																
#	Tracking History ID	Comment	Created At																		
1	27-06-2023-176	Your order under process	27/06/2023 14:25:09																		
3	<h3>Wishlist</h3> <p>When you add the coin to the <b>Wishlist</b>,</p> <p>The counting numbers will appear at the top of the home page</p>  <p>Compare  Wishlist  Cart </p>																				

Also, on my personal page when choosing a Wishlist.



**Important note:**

Adding the currency to the Wishlist does not mean that you have reserved it. It is possible for someone else to buy it.

In this case, your banknote status will be unavailable.

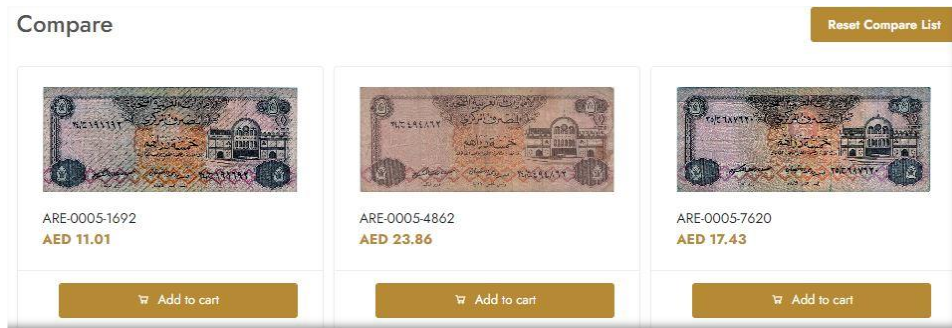
4 **Compare**

When you add the banknote to the compare list

The counting numbers will appear at the top of the home page



Also, on my personal page when choosing a Wishlist.



**Important note:**

Adding the currency to the Compare list does not mean that you have reserved it. It is possible for someone else to buy it.

In this case, your banknote status will be unavailable.

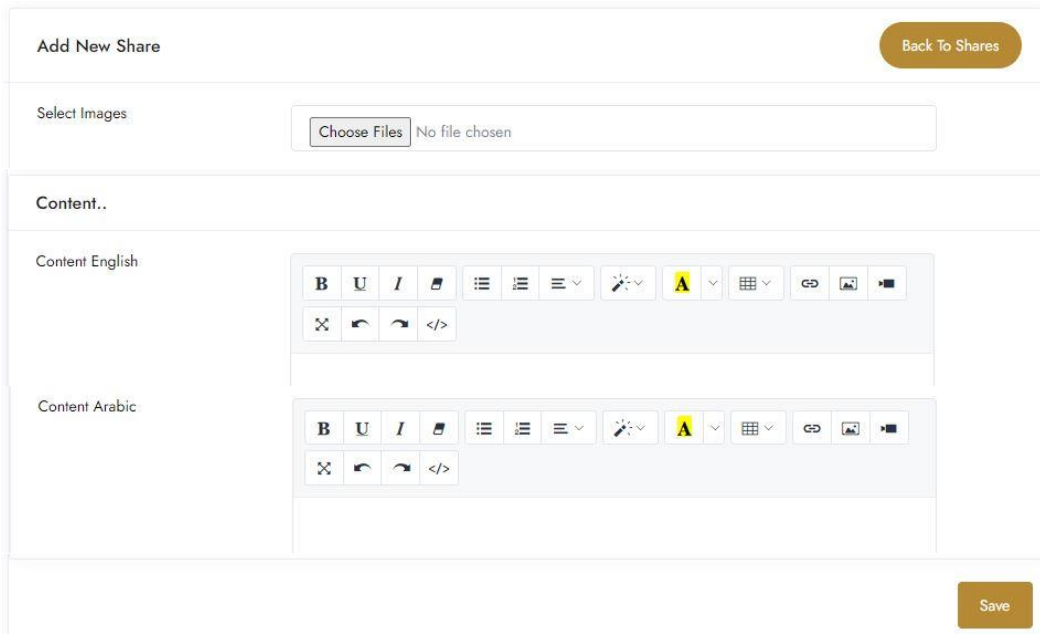
- This feature can be used when you want to compare multiple banknotes to buy only one of them.

## 5 Shares

This feature is used to make it easier - for authorized members- to submit photos and share them with the technical team.



To add a new post, tap **Add New Share**

A screenshot of the "Add New Share" form. At the top right is a "Back To Shares" button. Below it is a "Select Images" section with a "Choose Files" button and the text "No file chosen". The form has two text areas: "Content English" and "Content Arabic". Each text area has a rich text editor toolbar with icons for bold, underline, italic, strikethrough, bulleted list, numbered list, indent, link, unlink, table, code, undo, redo, and insert image. At the bottom right of the form is a "Save" button.

Add the image, then write the content, whether in Arabic or English, then click **Save**.

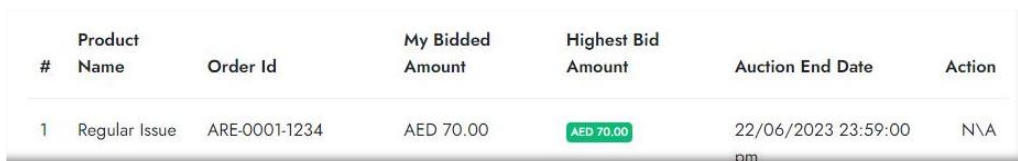
### **Important Note:**

This feature may not be available to you, you can contact the site to inquire.

## 6 Auctions

This section consists of three sections:

1<sup>st</sup> section: a product that has been bid on, in which you will find all the auctions that you have made and through which you can make the purchase after the administrator has approved the bid.

A screenshot of a table showing auction details. The table has seven columns: Product #, Product Name, Order Id, My Bidded Amount, Highest Bid Amount, Auction End Date, and Action. The first row shows a bid of AED 70.00 on a "Regular Issue" with order ID "ARE-0001-1234". The highest bid amount is also AED 70.00, highlighted in a green box. The auction ends on 22/06/2023 at 23:59:00 pm. The action is "N/A".

Product #	Product Name	Order Id	My Bidded Amount	Highest Bid Amount	Auction End Date	Action
1	Regular Issue	ARE-0001-1234	AED 70.00	AED 70.00	22/06/2023 23:59:00 pm	N/A

The image above shows that you have won the bid on the banknote and are waiting for confirmation from the administrator, at this step the purchase cannot be completed.

Bidded Products						
#	Product Name	Order Id	My Bidded Amount	Highest Bid Amount	Auction End Date	Action
1	Regular Issue	ARE-0001-1234	AED 70.00	AED 70.00	Ended	<a href="#">Add to cart</a>

The image above shows the administrator's confirmed the auction. In this step, the purchase process can be completed, and the banknote can be added to the cart.

#	Product Name	Order Id	My Bidded Amount	Highest Bid Amount	Auction End Date	Action
1	Regular Issue	ARE-0001-1234	AED 70.00	AED 70.00	Ended	<a href="#">Purchased</a>

The image above shows the completion of the banknote purchase process.

## 2<sup>nd</sup> section: Purchase History

Tracking Code	Date	Amount	Delivery Status	Payment Status	Options
20230627-14250921	27/06/2023	AED 0.00	Confirmed *	Paid *	<a href="#">Tracking</a> <a href="#">Eye</a> <a href="#">Download</a>

The image above shows the purchase information.

Note: If you do not find this information in Auctions Section, you will find it in your **Purchase History** Section.

## 3<sup>rd</sup> Section: Follow Up

You can follow the progress of the bidder on a particular banknote by clicking on **Follow** on the banknote details page.

## 7 Coupon & Q-Point

This section consists of three sections:

### 1<sup>st</sup> Section: Coupons

Coupons		AED 10.00		
Member ID	Verification Code	Denomination	Status	End Date ⇅
971222	WIN10	AED 10.00	Pending	30/06/2023

The Coupon can be used only once by adding the verification code at the time of payment.

## 2<sup>nd</sup> Section: Reward Q-Point

Coupons		AED 10.00		
Member ID	Verification Code	Denomination	Status	End Date ⇅
971222	WIN10	AED 10.00	Pending	30/06/2023

The image above displays the Reward Q-Points statement and the date of entry/use.

## 3<sup>rd</sup> Section: Deposit Q-Point

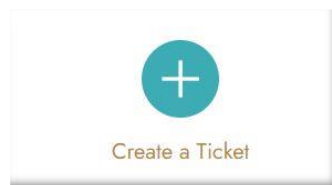
Deposit Q-Points		AED 5.07		Top Up
Member ID	Denomination	Status	Inserted Date ⇅	
971222	- AED 0.99	Confirmed	23/06/2023	
971222	- AED 40.69	Confirmed	22/06/2023	
971222	AED 46.75	Confirmed	18/01/2023	

The image above displays the Deposit Q-Points statement and the date of entry/use.

The member can **Top Up** the Deposit Q- points balance, The balance can be use in the following purchases.

## 8 Support & Assistance

If you have a complaint about a suggestion or the like, just bring up the issue.



Fill in the required (Subject, Provide a detailed description, Photo/Image)  
Then press **Send Ticket**.

Create a Ticket

Subject

Provide a detailed description




Photo

## 9 My Banknotes Album






Create your own album with Qurtas.

Every time you browse the QurtaPedia and while you read about a banknote that you own, remember that you can add it to your album in very simple steps.

From the QurtaPedia, just click on check box next to the currency.

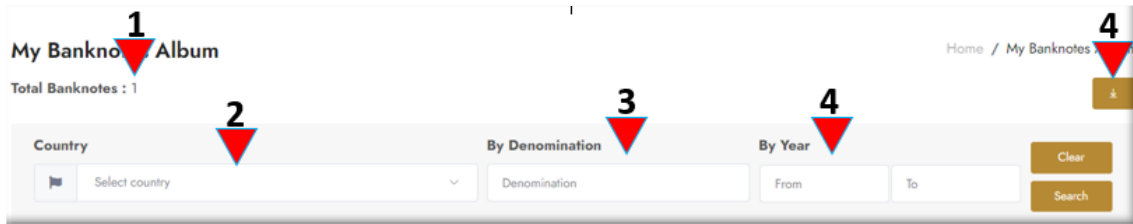
Pick ID	Denomination	Unit	Front Face	Back Face	Year Release	QurtaShop	Details	Add
1a	1	Dirham			1973	✓		<input checked="" type="checkbox"/>

Thus, you have added this banknote to your album.

Country	Pick ID	Denomination	Unit	Front Face	Back Face	Year Release	Owned	Details	Remove
 United Arab Emirates	1a	1	Dirham			1973	1		

Now only remaining step is to fill text box in the column **Owned** the quantity numbers you own updated it at any time, and you can remove the banknote from your album if it is no longer available with you.

It remains to know the following:



1	Number of banknotes added to the album
2	To search for the country Notes when searching for the country in English: - For facilitating the search, we stripped the country from the description and wrote it at the end of the name. Example: (North Macedonia) Macedonia – North
3	To filter by denomination.
4	To filter by year release.
5	Download the album in pdf format.

**1. Member ID**

It is your personal member id on Qurtas  
(it cannot be changed)

**2. Your Name**

Write here your name that you wish to appear during  
correspondence.

**3. Your Phone**

Write here your phone number,  
example 971507654321

**4. Account Photo**

You can choose the display picture for your account

**5. Current Password**

If you want to change your password at any time,  
Follow the steps 5, 6, and 7

**6. Your Password**

If you want to change your password at any time,  
Enter your new password here

**7. Confirm Password**

Here, re-enter your new password

**8. Preferred Language**

Select your preferred language.  
Which enables the site to write when you are messaging

## Manage Profile

Basic Info

- 1 Member ID
- 2 Your name
- 3 Your Phone
- 4 Account Photo
- 5 Current Password
- 6 Your Password
- 7 Confirm Password
- 8 Preferred Language

After completion, press

You can also change the mailing address or add more than one address

Postal Address

Full Address: الإمارات - أبوظبي - ص.ب 123456  
Country: United Arab Emirates

You can also change your email address.

Change your email

Your Email

An activation e-mail will be sent and must be activated in order to complete this step.